



# RISK REMINDER

PARTNERING WITH TOWNSHIPS

## Safety in Excavations or Trenches



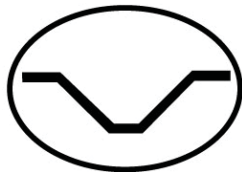
Do NOT enter an unprotected excavation or trench!

OSHA regulations REQUIRE the following to be present at ALL excavations or trenches:

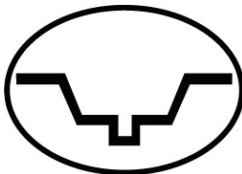
Excavations or trenches 5 feet deep or greater require a protective system.

The walls of the excavation or trench MUST be one of the following:

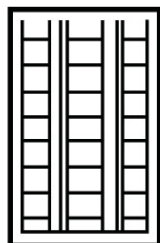
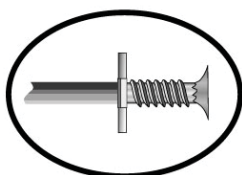
- Sloped for stability.



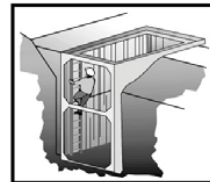
- Cut to create stepped or benched grades.



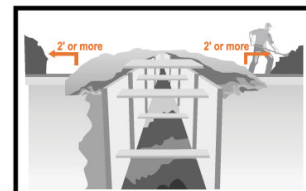
- Supported by a system made with posts, beams, shores or planking and hydraulic jacks.



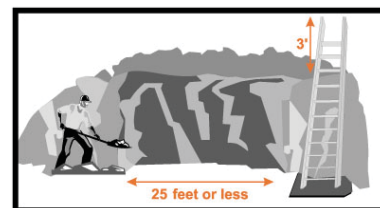
- Supported by a trench box to protect workers in an excavation or trench.



- Excavated materials must be at least 2 feet away from the excavation or trench.



- An exit ladder must be within 25 feet of workers.



For more information, contact TOIRMA at (888) 562-7861

CLAIM REPORTING HOTLINE (844) 562-2720 | Available 24/7