



PARTNERING WITH TOWNSHIPS


TOWNSHIP OFFICIALS OF ILLINOIS RISK MANAGEMENT ASSOCIATION

RISK REMINDER



Facts About Fire Extinguishers

Fire extinguishers are great for putting out small fires - but only if you use the right one. The wrong extinguisher can make a fire worse. There are five kinds of fire extinguishers.




Type A (green label) for fires involving:

- ▲ wood
- ▲ paper
- ▲ cloth
- ▲ rubbish



Type B (red label) for fires involving flammable gases/liquids, including:

- gasoline
- solvents
- vapors
- gas leaks



Type C (blue label), for:
● electrical fires



Type D (yellow label), for fires involving combustible metals, such as:

- ★ magnesium
- ★ sodium
- ★ potassium
- ★ sodium potassium alloys

How to Use a Fire Extinguisher

Knowing how to use a fire extinguisher before you're confronted with a fire is one of the best ways to prevent an emergency. Before you use an extinguisher, consider the following:


Is the fire small and contained?

Are you 6 to 10 feet from the blaze with your back to a safe exit?

Do you have the right type of extinguisher for the type of fire?

Here's How to Use a Portable Fire Extinguisher:

1. Pull the safety pin.
2. Stand about 8 feet from the fire.
3. Aim at the base of the fire.
4. Squeeze the trigger.
5. Use a back and forth sweeping motion.
6. Aim accurately; fire extinguishers may only last from about 3 to 20 seconds.
7. Use a fire extinguisher only if the fire is small and easily contained.



For more information, contact your Loss Control Consultant at (888) 562-7861

CLAIM REPORTING HOTLINE (844) 562-2720 | Available 24/7